



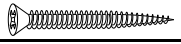

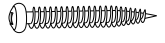
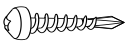
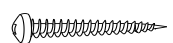



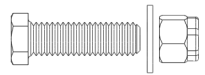


Fasteners	Usage, Notes, & Mill Finish Part Number
<p>#14x3" Pan Head Stainless Steel Screw</p> 	<ul style="list-style-type: none"> ◆ Fasten post to wood deck <p><i>Can be ordered painted or mill finish</i></p> <p style="text-align: right;">MFSCSSP143</p>
<p>#14x2" Pan Head Stainless Steel Screw</p> 	<ul style="list-style-type: none"> ◆ Fasten post to wood deck <p><i>Can be ordered painted or mill finish</i></p> <p style="text-align: right;">MFSCSSP142</p>
<p>1/4"-20x2" Flat Head Phillips Drive Cutting Screw</p> 	<ul style="list-style-type: none"> ◆ Fasten post base plate to 1.72" post material <p><i>Mill finish only</i></p> <p style="text-align: right;">MFSCFH252</p>
<p>#12x3" Pan Head Stainless Steel Screw</p> 	<ul style="list-style-type: none"> ◆ Fasten 1.6" inside wall mount to wall <p><i>Mill finish only</i></p> <p style="text-align: right;">MFSCSSP123</p>
<p>#12x2" Flat Head #14x2" Flat Head Stainless Steel Screw</p> 	<ul style="list-style-type: none"> ◆ Fasten post base plate to 1 5/8" or 2 1/2" post material ◆ Fasten 3/8" post base plate to post material <p><i>Mill finish only</i></p> <p style="text-align: right;">MFSCDTW122 MFSCDTW142</p>
<p>#12x1 1/2" Pan Head Stainless Steel Screw</p> 	<ul style="list-style-type: none"> ◆ Fasten wall plate to wood wall <p><i>Can be ordered painted or mill finish</i></p> <p style="text-align: right;">MFSCSSP12112</p>
<p>#12x 1" Pan Head Stainless Steel Screw</p> 	<ul style="list-style-type: none"> ◆ Fasten post mount plate for XLPR over 2 1/2" post <p><i>Mill finish only</i></p> <p style="text-align: right;">MFSCSSP12100</p>
<p>#10x1 1/2" 2 1/2" TEK Stainless Steel Screw</p>  <p>#12X1" TEK Stainless Steel Screw</p>	<ul style="list-style-type: none"> ◆ Fasten inside top rail sleeve <p><i>Mill finish only</i></p> <p style="text-align: right;">MFSCSSP10112 MFSCSSP10212 MFSCSSP12100</p>
<p>#10X1 1/2" Pan Head with #8 Head Stainless Steel Screw</p> 	<ul style="list-style-type: none"> ◆ Fasten receiver clip to post ◆ Fasten receiver channel or post mount plate to top of post <p><i>Mill finish only</i></p> <p style="text-align: right;">MFSCSSP101128</p>
<p>#10x3/4" TEK Stainless Steel Screw</p> 	<ul style="list-style-type: none"> ◆ Secure top sleeve post mount to post ◆ Fasten wall mount to post ◆ Secure bottom wall mount to bottom rail ◆ Secure post mount plate to top rail ◆ Secure top sleeves to top rail ◆ Fasten gate hinges to post <p><i>Can be ordered painted or mill finish</i></p> <p style="text-align: right;">MFSCSSP1034</p>
<p>#10x3/4" Flat Head With #7 Head UC Cad Plated Screw</p> 	<ul style="list-style-type: none"> ◆ Fasten 1 5/8" or 1.72" post caps <p><i>Mill finish only</i></p> <p style="text-align: right;">MFSCCDUC10347</p>
<p>#8x1 1/4" Flat Head Cad Plated Screw</p> 	<ul style="list-style-type: none"> ◆ Fasten Excell top rail end cap to top rail ◆ PUP Cap (Black or White) <p><i>Mill finish only</i></p> <p style="text-align: right;">MFSCCW8114</p>
<p>Gate Kit Screw Package</p> 	<ul style="list-style-type: none"> ◆ Secure 2x female gate hinges together as a door pin <p><i>Mill finish only</i></p> <p style="text-align: right;">MFSCGKSP</p>