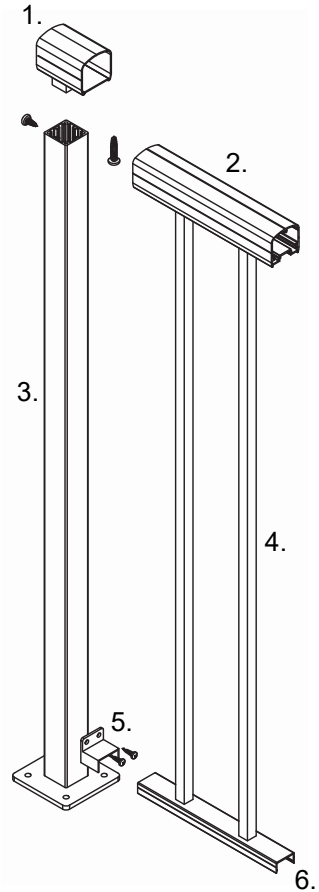
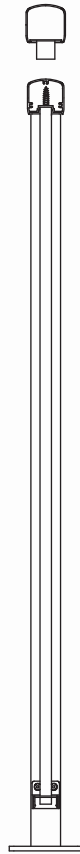

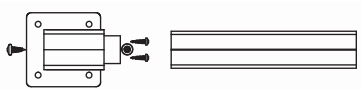


End Post with Continuous Top Rail and Gate Kit Sleeve Detail - Welded Picket

SEE FASTENER SHEET
FOR FASTENER LISTINGS



BILL OF MATERIALS

1. Top Rail Gate Sleeve
2. Top Rail (Square or Round)
3. Post (2" or Less)
4. Picket Material (Welded to 2 & 6)
5. Receiver Clip OR Bottom Wall Mount
6. Welded Picket Bottom Rail